

RESOLUTION 2017-40

A RESOLUTION AMENDING THE ADOPTED FIVE-YEAR CAPITAL IMPROVEMENT PLAN (CIP) IN COMPLIANCE WITH ADOPTED FINANCIAL POLICIES SECTION V, CAPITAL IMPROVEMENT POLICY 5.8 OF RESOLUTION 2016-131, AND, PURSUANT TO THE IMPACT FEE ORDINANCE, ORDINANCE 87-17, AS AMENDED, EXTENDING FOR THREE YEARS THE DATE TO REFUND IMPACT FEES SHOWN AS A FUNDING SOURCE FOR PROJECTS IN THE FIRST THREE YEARS OF THE CIP; PROVIDING AN EFFECTIVE DATE

WHEREAS the Board of County Commissioners adopted certain financial policies pursuant to Resolution 2016-131, providing the necessary framework for sound financial management practices, careful fiscal planning and healthy long-term financial management of all County resources and activities. Financial policies provide a comprehensive approach to financial management to the betterment of Nassau County citizens.

WHEREAS Section V Capital Improvement Policy 5.8 states:

“If additions or deletions to the adopted Capital Improvement Plan (CIP) are needed more frequently than annually, these changes shall be by a Resolution of the Board of County Commissioners amending the annually adopted Capital Improvements Program Resolution and action taken to insure compliance with Florida Statutes regarding growth management.”

WHEREAS the Board of County Commissioners has held a public meetings discussing revisions to the Five-year Capital Improvement Plan. The proposed updated Capital Improvement Plan for the five fiscal years 2016/2017-2020/2021 totals \$52,297,794 with fiscal year 2016/2017 at \$26,119,013. Total revised planned cost for projects incorporated into the Five-Year Capital Improvement Plan is \$64,113,349, including \$11,815,555 of previous years’ costs beginning with fiscal year 2007/2008, and \$10,000,000 for the new Sheriff Administration Building.

WHEREAS the Nassau County Impact Fee Ordinance, Ordinance 87-17, as amended, provides for the collection of impact fees for new development, and further provides that any fees, except education impact fees, be refunded if not spent within six (6) years from the date the building permit or move-on permit was issued; and

WHEREAS the County's policy allows the Board of County Commissioners by resolution to extend, for up to three (3) years, the time by which said impact fees may be refunded; and

WHEREAS the County has identified impact fees as a funding source for capital projects included in its CIP for the five fiscal years 2016/2017-2020/2021, which capital projects identified as begin for the years 2016/2017; 2017/2018; 2018/2019 will be constructed in the next three years; however, prior to these completion of the construction of these capital projects, six (6) years will have expired since some of the fees were collected; and

WHEREAS the Board desires to extend the date in which the impact fees funding projects shown in the first three years of the CIP can be refunded by three years as set forth in section 12 of Ordinance 87-17, as amended.

NOW, THEREFORE, BE IT RESOLVED by the Board of County Commissioners, Nassau County, Florida in regular session duly assembled on the 27th day of March 2017 that the revised Five-Year Capital Improvement Plan for fiscal years 2016/2017-2020/2021 be adopted per Exhibit A effective upon adoption.


Additionally, the Board finds that the each capital project included on the CIP and funded by impact fees is reasonably attributable to the land development activity that gave rise to the collection of said fee.

The Board further finds that the impact fees committed to capital projects in the first three years of the CIP (FY 2016/2017, 2017/2018, 2018/2019) will be constructed within the next three (3) years.

Based on these findings of fact, the Board hereby extends, by three years, the refund date of impact fees identified as funding sources for the capital projects in the first three years of the CIP. The date that these fees are eligible for refund shall be nine (9) years from the date of the


issuance of the building permit or move-on permit for the development for which the fee was collected.

BOARD OF COUNTY COMMISSIONERS
NASSAU COUNTY, FLORIDA




Daniel B. Leeper
Its: Chairman

Attest as to Chairman's signature:



John A. Crawford
Its: Ex-Officio Clerk

Approved as to form and legality by the
Nassau County Attorney:



Michael S. Mullin

MES
03-28-17

***Nassau County, Florida
Board of County Commissioners***

Capital Improvement Plan

5-Year CIP 2016/2017 – 2020/2021

Update to September 26, 2016 Adopted Plan

March 27, 2017

Exhibit A

NASSAU COUNTY, FL
 CAPITAL IMPROVEMENT PLAN
 FIVE YEAR WORK PROGRAM
 \$50,000 OR GREATER CAPITAL PROJECTS
 EXCLUDES FLEET REPLACEMENT UNITS
 CAPITAL IMPROVEMENT SUMMARY
 CIP FY16/17-FY20/21 ADOPTED 9/26/16, UPDATED 3/27/17

Department	TENTATIVE WORK PROGRAM FY2016/2017 - FY2020/2021											TOTAL ALL PROJECT YEARS	
	total estimated actual cost to date	FY 16/17		FY 17/18		FY 18/19		FY 19/20		FY 20/21			TOTAL 16/17-20/21 CAPITAL \$
		Capital \$	Financial Operating Impact	Capital \$	Financial Operating Impact	Capital \$	Financial Operating Impact	Capital \$	Financial Operating Impact	Capital \$	Financial Operating Impact		
Technical Services	\$ -	\$ 270,600	\$ -	\$ -	\$ 2,205	\$ -	\$ 2,315	\$ -	\$ 22,431	\$ -	\$ 23,553	\$ 270,600	\$ 270,600
Engineering Services	\$ 2,035,550	\$ 11,630,072	\$ -	\$ 15,510,199	\$ -	\$ 1,603,157	\$ -	\$ -	\$ -	\$ -	\$ -	\$ 28,743,428	\$ 30,778,978
Road & Bridge	\$ -	\$ 703,000	\$ -	\$ -	\$ -	\$ -	\$ -	\$ -	\$ -	\$ -	\$ -	\$ 703,000	\$ 703,000
Solid Waste	\$ 118,401	\$ 523,359	\$ -	\$ -	\$ -	\$ -	\$ -	\$ -	\$ -	\$ -	\$ -	\$ 523,359	\$ 641,760
Cooperative Extension	\$ 66	\$ 390,214	\$ -	\$ -	\$ 13,755	\$ -	\$ 14,443	\$ -	\$ 15,165	\$ -	\$ 15,924	\$ 390,214	\$ 390,280
Facilities-Other County Buildings	\$ -	\$ 765,906	\$ -	\$ -	\$ -	\$ -	\$ -	\$ -	\$ -	\$ -	\$ -	\$ 765,906	\$ 765,906
Facilities-Parks & Recreation	\$ 91,389	\$ 559,586	\$ 2,035	\$ -	\$ 2,137	\$ -	\$ 2,244	\$ -	\$ 2,356	\$ -	\$ 2,474	\$ 559,586	\$ 650,975
Facilities-Judicial	\$ -	\$ 656,435	\$ -	\$ -	\$ -	\$ -	\$ -	\$ -	\$ -	\$ -	\$ -	\$ 656,435	\$ 656,435
Sheriff's Office	\$ 8,440,480	\$ 2,518,370	\$ -	\$ 512,425	\$ -	\$ -	\$ -	\$ -	\$ -	\$ -	\$ -	\$ 3,030,795	\$ 11,471,275
Fire Rescue	\$ 143,719	\$ 2,282,801	\$ -	\$ -	\$ 577,500	\$ -	\$ 606,375	\$ -	\$ 636,694	\$ -	\$ 668,528	\$ 2,282,801	\$ 2,426,520
Public Safety Communications System	\$ -	\$ 521,300	\$ -	\$ -	\$ -	\$ -	\$ -	\$ -	\$ -	\$ -	\$ -	\$ 521,300	\$ 521,300
Sup. of Elec.-Constitutional Officer	\$ -	\$ 100,000	\$ -	\$ -	\$ -	\$ -	\$ -	\$ -	\$ -	\$ -	\$ -	\$ 100,000	\$ 100,000
TOTAL CAPITAL IMPROVEMENT PLAN PROJECTS - TAXING FUNDS	\$ 10,829,605	\$ 20,921,643	\$ 2,035	\$ 16,022,624	\$ 595,597	\$ 1,603,157	\$ 625,377	\$ -	\$ 676,646	\$ -	\$ 710,479	\$ 38,547,424	\$ 49,377,029
Nassau Amelia Utilities	\$ 985,950	\$ 5,197,370	\$ -	\$ 1,101,000	\$ -	\$ 2,058,000	\$ -	\$ 2,426,000	\$ -	\$ 2,968,000	\$ -	\$ 13,750,370	\$ 14,736,320
TOTAL CAPITAL IMPROVEMENT PLAN PROJECTS - ALL FUNDS	\$ 11,815,555	\$ 26,119,013	\$ 2,035	\$ 17,123,624	\$ 595,597	\$ 3,661,157	\$ 625,377	\$ 2,426,000	\$ 676,646	\$ 2,968,000	\$ 710,479	\$ 52,297,794	\$ 64,113,349

NASSAU COUNTY, FL
 CAPITAL IMPROVEMENT PLAN
 FIVE YEAR WORK PROGRAM
 \$50,000 OR GREATER CAPITAL PROJECTS
 EXCLUDES FLEET EQUIPMENT-ON ROAD, OFF ROAD, SPECIAL PURPOSE OFF ROAD
 CAPITAL IMPROVEMENT SUMMARY-TECHNICAL SERVICES
 DATE: CIP FY16/17-20/21 ADOPTED 8-26-16, UPDATED FOR 3-27-17

APPROVED PROJECTS

Dept.	Project Name	Project Description	Funding Sources	TENTATIVE WORK PROGRAM FY2016/2017 - FY2020/2021										TOTAL 16/17 - 20/21 CAPITAL \$	TOTAL ALL PROJECT YEARS			
				total estimated actual cost to date	FY 16/17		FY 17/18		FY 18/19		FY 19/20		FY 20/21					
					Capital \$	Financial Operating Impact \$	Capital \$	Financial Operating Impact \$	Capital \$	Financial Operating Impact \$	Capital \$	Financial Operating Impact \$	Capital \$			Financial Operating Impact \$		
Technical Services	Network Router Refresh proj# ROUTR	Replace aging end of support routers with new supported ones	General Approp (001)	\$ -	\$ 37,950			\$ 2,205		\$ 2,315			\$ 2,431		\$ 2,553	\$ 37,950	\$ 37,950	
			General Approp (104)	\$ 12,650												\$ 12,650	\$ 12,650	
			Project Total	\$ -	\$ 50,600	\$ -	\$ -	\$ 2,205	\$ -	\$ 2,315	\$ -	\$ 2,431	\$ -	\$ 2,553	\$ 50,600	\$ 50,600		
	Storage Area Network (SAN's) refresh proj# SANS	unit that houses all county information and stores all production virtual servers	General Approp (001)	\$ -	\$ 220,000						\$ 20,000		\$ 21,000	\$ 220,000	\$ 220,000			
			Project Total	\$ -	\$ 220,000	\$ -	\$ -	\$ -	\$ -	\$ -	\$ -	\$ 20,000	\$ -	\$ 21,000	\$ 220,000	\$ 220,000		
TOTAL TECHNICAL SERVICES CAPITAL IMPROVEMENT PLAN PROJ				\$ -	\$ 270,600	\$ -	\$ -	\$ 2,205	\$ -	\$ 2,315	\$ -	\$ 22,431	\$ -	\$ 23,553	\$ 270,600	\$ 270,600		

NASSAU COUNTY, FL
 CAPITAL IMPROVEMENT PLAN
 FIVE YEAR WORK PROGRAM
 \$50,000 OR GREATER CAPITAL PROJECTS
 EXCLUDES FLEET UNITS-ON ROAD, OFF ROAD, SPECIAL PURPOSE OFF ROAD
 CAPITAL IMPROVEMENT SUMMARY-ENGINEERING SERVICES DEPARTMENT
 DATE: CIP FY16/17-20/21 ADOPTED 9-26-16, UPDATED 3/27/17

APPROVED PROJECTS

Dept.	Project Name	Project Description	Funding Sources	TENTATIVE WORK PROGRAM FY2016/2017 - FY2020/2021										TOTAL ALL PROJECT YEARS				
				total estimated actual cost to date (begin 07/08)	FY 16/17		FY 17/18		FY 18/19		FY 19/20		FY 20/21		TOTAL 16/17-20/21 CAPITAL \$			
					Capital \$	Financial Operating Impact	Capital \$	Financial Operating Impact	Capital \$	Financial Operating Impact	Capital \$	Financial Operating Impact	Capital \$			Financial Operating Impact		
Engineering Services	Bridge Maintenance proj# BRIDG	Maintain and make necessary repairs to 36 bridges (and box culverts) in Nassau County that we have responsibility for.	One Cent	\$162,592	\$1,103,005											\$ 1,103,005	\$ 1,265,597	
			County transp Approp	\$ 41,403													\$ -	\$ 41,403
																	\$ -	\$ -
																	\$ -	\$ -
				Project Total	\$ 203,995	\$ 1,103,005	\$ -	\$ -	\$ -	\$ -	\$ -	\$ -	\$ -	\$ -	\$ -	\$ 1,103,005	\$ 1,307,000	
	Guardrail Replacement proj# GRAIL	Replace damaged or missing guardrail at various locations throughout the county	Transportation-Other	\$ 254,503	\$ 497											\$ 497	\$ 255,000	
			General Approp (103)		\$ 123,000											\$ 123,000	\$ 123,000	
																\$ -	\$ -	
																\$ -	\$ -	
				Project Total	\$ 254,503	\$ 123,497	\$ -	\$ -	\$ -	\$ -	\$ -	\$ -	\$ -	\$ -	\$ 123,497	\$ 378,000		
	Pages Dairy Chester Rd Intersection Improvements proj# PDCII	Intersection improvements including signalization and railroad improvements. Includes resurfacing of Chester north of Heron Isles	County Transp Approp	\$ 97	\$ 269,000		\$ 86,317									\$ 355,317	\$ 355,414	
			General Approp (103)				\$ 1,205,144									\$ 1,205,144	\$ 1,205,144	
			General Approp (109)				\$ 2,939,442		\$ 650,000							\$ 3,589,442	\$ 3,589,442	
																\$ -	\$ -	
				Project Total	\$ 97	\$ 269,000	\$ -	\$ 4,230,903	\$ -	\$ 650,000	\$ -	\$ -	\$ -	\$ -	\$ 5,149,903	\$ 5,150,000		
Crawford Rd Improvements proj# CRAW1	Phase 1-Pavement of Crawford Rd fm CR 121 to Old Alabama Trail	One Cent Sales Surtax	\$ -	\$ 200,000											\$ 200,000	\$ 200,000		
		County transp approp		\$ 190,383		\$ 1,000									\$ 191,383	\$ 191,383		
		General Approp (103)		\$ 150,000											\$ 150,000	\$ 150,000		
		FDOT SCOP	\$ 192,203	\$ 1,007,967											\$ 1,007,967	\$ 1,200,170		
			Project Total	\$ 192,203	\$ 1,548,350	\$ -	\$ 1,000	\$ -	\$ -	\$ -	\$ -	\$ -	\$ -	\$ 1,549,350	\$ 1,741,553			
Crawford Rd Improvements proj# CRAW2	Phase 2-Pavement of Crawford Rd fm Old Alabama Trail to SR200/US301	County transp approp	\$ -	\$ 904,342		\$ 103,320									\$ 1,007,662	\$ 1,007,662		
		General Approp (103)		\$ 653,534											\$ 653,534	\$ 653,534		
		FDOT SCOP	\$ 517,256	\$ 2,865,571											\$ 2,865,571	\$ 3,382,827		
		General Approp (109)				\$ 1,075,950		\$ 903,157							\$ 1,979,107	\$ 1,979,107		
			Project Total	\$ 517,256	\$ 4,423,447	\$ -	\$ 1,179,270	\$ -	\$ 903,157	\$ -	\$ -	\$ -	\$ -	\$ 6,505,874	\$ 7,023,130			
Thomas Creek Rd Resurfacing proj#THCKR	Design and CEI Services for Resurfacing Thomas Creek Road, 4.223 miles	General Approp (103)	\$ -	\$ 225,000											\$ 225,000	\$ 225,000		
		FDOT-SCRAP constr	\$ -	\$ 924,000											\$ 924,000	\$ 924,000		
															\$ -	\$ -		
															\$ -	\$ -		
			Project Total	\$ -	\$ 1,149,000	\$ -	\$ -	\$ -	\$ -	\$ -	\$ -	\$ -	\$ -	\$ 1,149,000	\$ 1,149,000			

NASSAU COUNTY, FL
 CAPITAL IMPROVEMENT PLAN
 FIVE YEAR WORK PROGRAM
 \$50,000 OR GREATER CAPITAL PROJECTS
 EXCLUDES FLEET UNITS-ON ROAD, OFF ROAD, SPECIAL PURPOSE OFF ROAD
 CAPITAL IMPROVEMENT SUMMARY-ENGINEERING SERVICES DEPARTMENT
 DATE: CIP FY16/17-20/21 ADOPTED 9-26-16, UPDATED 3/27/17

APPROVED PROJECTS

Dept.	Project Name	Project Description	Funding Sources	TENTATIVE WORK PROGRAM FY2016/2017 - FY2020/2021										TOTAL 16/17-20/21 CAPITAL \$	TOTAL ALL PROJECT YEARS		
				total estimated actual cost to date (begin 07/08)	FY 16/17		FY 17/18		FY 18/19		FY 19/20		FY 20/21				
					Capital \$	Financial Operating Impact	Capital \$	Financial Operating Impact	Capital \$	Financial Operating Impact	Capital \$	Financial Operating Impact	Capital \$			Financial Operating Impact	
Eng Svcs cont'd	Middle/Griffin Road Resurfacing proj#MGRR	Design and CEI Services for Resurfacing Middle/Griffin Road. 6.406 miles	General Approp (103)	\$ -											\$ -	\$ -	
			FDOT-SCOP-constr	\$ 887,498	\$ 4,773											\$ 4,773	\$ 872,269
				\$ -												\$ -	\$ -
				\$ -												\$ -	\$ -
				\$ -												\$ -	\$ -
		Project Total		\$ 887,498	\$ 4,773	\$ -	\$ -	\$ -	\$ -	\$ -	\$ -	\$ -	\$ -	\$ -	\$ 4,773	\$ 872,269	
	Andrews Road Resurfacing proj#ANDRR	Design and CEI Services for Resurfacing Andrews Road from CR121 to US1. 3.167 miles	General Approp (103)	\$ -	\$ 198,000										\$ 198,000	\$ 198,000	
			FDOT-SCRAP constr	\$ -	\$ 704,000										\$ 704,000	\$ 704,000	
				\$ -											\$ -	\$ -	
				\$ -											\$ -	\$ -	
				\$ -											\$ -	\$ -	
		Project Total		\$ 899,000	\$ -	\$ -	\$ -	\$ -	\$ -	\$ -	\$ -	\$ -	\$ -	\$ 899,000	\$ 899,000		
	South 14th St Resurfacing proj#S14SR	Design and CEI Services for Resurfacing S. 14th St., 1.415 miles	General Approp (103)	\$ -	\$ 110,000										\$ 110,000	\$ 110,000	
			FDOT-SCRAP-constr	\$ -	\$ 330,000										\$ 330,000	\$ 330,000	
				\$ -											\$ -	\$ -	
			\$ -											\$ -	\$ -		
			\$ -											\$ -	\$ -		
	Project Total		\$ 440,000	\$ -	\$ -	\$ -	\$ -	\$ -	\$ -	\$ -	\$ -	\$ -	\$ 440,000	\$ 440,000			
Page's Dairy Road Widening and Resurfacing proj#PDWID	Design and CEI Services for Widening and Resurfacing Page's Dairy Road-Felmor to Chester. 2.697 miles	General Approp (103)	\$ -	\$ 380,000	\$ 350,000			\$ 50,000						\$ 780,000	\$ 780,000		
		FDOT-CIGP-constr	\$ -		\$ 1,250,000									\$ 1,250,000	\$ 1,250,000		
			\$ -											\$ -	\$ -		
			\$ -											\$ -	\$ -		
			\$ -											\$ -	\$ -		
	Project Total		\$ 380,000	\$ 1,600,000	\$ 50,000	\$ -	\$ -	\$ -	\$ -	\$ -	\$ -	\$ -	\$ 2,030,000	\$ 2,030,000			
Loop Road 5 Target to Gene Lasserre proj# CLS5	Complete the construction of a two lane roadway providing a connection between Gene Lasserre and Chester Road.	General Approp (103)	\$ -	\$ 635,900										\$ 635,900	\$ 635,900		
		County transp approp	\$ -	\$ 54,100										\$ 54,100	\$ 54,100		
			\$ -											\$ -	\$ -		
			\$ -											\$ -	\$ -		
			\$ -											\$ -	\$ -		
	Project Total		\$ 690,000	\$ -	\$ -	\$ -	\$ -	\$ -	\$ -	\$ -	\$ -	\$ -	\$ 690,000	\$ 690,000			
Miner Road Turn lane Property Acquisition proj# MNRTL 03420541-561008	Provide funding for right of way acquisition	General Approp (103)	\$ -	\$ 100,000										\$ 100,000	\$ 100,000		
			\$ -											\$ -	\$ -		
			\$ -											\$ -	\$ -		
			\$ -											\$ -	\$ -		
			\$ -											\$ -	\$ -		
	Project Total		\$ 100,000	\$ -	\$ -	\$ -	\$ -	\$ -	\$ -	\$ -	\$ -	\$ -	\$ 100,000	\$ 100,000			

NASSAU COUNTY, FL
 CAPITAL IMPROVEMENT PLAN
 FIVE YEAR WORK PROGRAM
 \$50,000 OR GREATER CAPITAL PROJECTS
 EXCLUDES FLEET UNITS-ON ROAD, OFF ROAD, SPECIAL PURPOSE OFF ROAD
 CAPITAL IMPROVEMENT SUMMARY-ENGINEERING SERVICES DEPARTMENT
 DATE: CIP FY16/17-20/21 ADOPTED 9-26-16, UPDATED 3/27/17

APPROVED PROJECTS

Dept.	Project Name	Project Description	Funding Sources	TENTATIVE WORK PROGRAM FY2016/2017 - FY2020/2021											TOTAL ALL PROJECT YEARS			
				total estimated actual cost to date (begin 07/08)	FY 16/17		FY 17/18		FY 18/19		FY 19/20		FY 20/21			TOTAL 16/17-20/21 CAPITAL \$		
					Capital \$	Financial Operating Impact	Capital \$	Financial Operating Impact	Capital \$	Financial Operating Impact	Capital \$	Financial Operating Impact	Capital \$	Financial Operating Impact				
Eng Svcs cont'd	CR115 Resurfacing & Reconstruction proj# 115SB	Resurfacing and reconstruction from Henry Smith to Bypass Road, approximately 7.8 miles	FDOT-SCRAP	\$ -	\$ 500,000	\$ -	\$ 1,359,026	\$ -	\$ -	\$ -	\$ -	\$ -	\$ -	\$ -	\$ 1,859,026	\$ 1,859,026		
			FDOT-SCOP	\$ -	\$ -	\$ -	\$ 7,140,000	\$ -	\$ -	\$ -	\$ -	\$ -	\$ -	\$ -	\$ -	\$ 7,140,000	\$ 7,140,000	
				\$ -	\$ -	\$ -	\$ -	\$ -	\$ -	\$ -	\$ -	\$ -	\$ -	\$ -	\$ -	\$ -	\$ -	\$ -
				\$ -	\$ -	\$ -	\$ -	\$ -	\$ -	\$ -	\$ -	\$ -	\$ -	\$ -	\$ -	\$ -	\$ -	\$ -
				\$ -	\$ -	\$ -	\$ -	\$ -	\$ -	\$ -	\$ -	\$ -	\$ -	\$ -	\$ -	\$ -	\$ -	\$ -
		Project Total	\$ -	\$ 500,000	\$ -	\$ 8,499,026	\$ -	\$ -	\$ -	\$ -	\$ -	\$ -	\$ -	\$ -	\$ 8,999,026	\$ 8,999,026		
TOTAL ENGINEERING SERVICES CAPITAL IMPROVEMENT PLAN				\$ 2,035,550	\$ 11,630,072	\$ -	\$ 15,510,199	\$ -	\$ 1,603,157	\$ -	\$ -	\$ -	\$ -	\$ -	\$ 28,743,426	\$ 30,778,978		

NASSAU COUNTY, FL
 CAPITAL IMPROVEMENT PLAN
 FIVE YEAR WORK PROGRAM
 \$50,000 OR GREATER CAPITAL PROJECTS
 EXCLUDES FLEET EQUIPMENT-ON ROAD, OFF ROAD, SPECIAL PURPOSE OFF ROAD
 CAPITAL IMPROVEMENT SUMMARY-ROAD & BRIDGE DEPARTMENT
 DATE: CIP FY16/17-20/21 ADOPTED 9/26/16-UPDATED 3/27/17

APPROVED PROJECTS

Dept.	Project Name	Project Description	Funding Sources	TENTATIVE WORK PROGRAM FY2016/2017 - FY2020/2021											TOTAL ALL PROJECT YEARS			
				total estimated actual cost to date	FY 16/17		FY 17/18		FY 18/19		FY 19/20		FY 20/21			TOTAL 16/17 - 20/21 CAPITAL \$		
					Capital \$	Financial Operating Impact \$	Capital \$	Financial Operating Impact	Capital \$	Financial Operating Impact	Capital \$	Financial Operating Impact	Capital \$	Financial Operating Impact				
Road & Bridge	Conner Cutoff Culvert Crossing Repair proj# CCCR	Conner Cutoff Culvert Crossing Repair	General Approp (103)	\$ 220,000											\$ 220,000	\$ 220,000		
																\$ -	\$ -	
																	\$ -	\$ -
																	\$ -	\$ -
		Project Total		\$ -	\$ 220,000	\$ -	\$ -	\$ -	\$ -	\$ -	\$ -	\$ -	\$ -	\$ -	\$ -	\$ 220,000	\$ 220,000	
Nassau Oaks Subdivision Road Upgrades	Nassau Oaks Subdivision Road Upgrades	Nassau Oaks Subdivision Road Upgrades	General Approp (103)	\$ 483,000											\$ 483,000	\$ 483,000		
																\$ -	\$ -	
																	\$ -	\$ -
																	\$ -	\$ -
		Project Total		\$ 483,000	\$ -	\$ -	\$ -	\$ -	\$ -	\$ -	\$ -	\$ -	\$ -	\$ -	\$ -	\$ 483,000	\$ 483,000	
TOTAL ROAD & BRIDGE CAPITAL IMPROVEMENT PLAN PROJECTS				\$ -	\$ 703,000	\$ -	\$ -	\$ -	\$ -	\$ -	\$ -	\$ -	\$ -	\$ -	\$ 703,000	\$ 703,000		

NASSAU COUNTY, FL
 CAPITAL IMPROVEMENT PLAN
 FIVE YEAR WORK PROGRAM
 \$50,000 OR GREATER CAPITAL PROJECTS
 EXCLUDES FLEET UNITS-ON ROAD, OFF ROAD, SPECIAL PURPOSE OFF ROAD
 CAPITAL IMPROVEMENT SUMMARY-SOLID WASTE
 DATE: CIP FY16/17-20/21 ADOPTED 9/26/16, UPDATED 3/27/17

APPROVED PROJECTS

Dept.	Project Name	Project Description	Funding Sources	TENTATIVE WORK PROGRAM FY2016/2017- FY2020/2021											TOTAL 16/17-20/21 CAPITAL \$	TOTAL ALL PROJECT YEARS
				total estimated actual cost to date	FY16/17		FY 17/18		FY 18/19		FY 19/20		FY 20/21			
					Capital \$	Financial Operating Impact \$	Capital \$	Financial Operating Impact \$	Capital \$	Financial Operating Impact	Capital \$	Financial Operating Impact	Capital \$	Financial Operating Impact		
Solid Waste	Rehabilitation Project for (3) three 20,000 Leachate Storage Tanks proj SWTNK	Refurbish the three (3) 20,000 leachate storage/holding tanks at the West Nassau Landfill	SW Revenues (reserves)	\$ 78,781	\$ 379,459										\$ 379,459	\$ 458,240
			General Approp (001)	\$ -	\$ 37,120										\$ 37,120	\$ 37,120
			Project Total	\$ 78,781	\$ 416,579	\$ -	\$ -	\$ -	\$ -	\$ -	\$ -	\$ -	\$ -	\$ -	\$ -	\$ 416,579
	Flare Blower and Motor proj# FLARE	Downsize the existing Flare blower and motor and associated piping and re-calibrate the flare and flowmeter for LF GCCS	SW Revenues (reserves)	\$ 39,620	\$ 82,780										\$ 82,780	\$ 122,400
			General Approp (001)		\$ 24,000										\$ 24,000	\$ 24,000
			Project Total	\$ 39,620	\$ 106,780	\$ -	\$ -	\$ -	\$ -	\$ -	\$ -	\$ -	\$ -	\$ -	\$ -	\$ 106,780
TOTAL SOLID WASTE CAPITAL IMPROVEMENT PLAN PROJECTS				\$ 118,401	\$ 523,359	\$ -	\$ -	\$ -	\$ -	\$ -	\$ -	\$ -	\$ -	\$ -	\$ 523,359	\$ 641,760

NASSAU COUNTY, FL
 CAPITAL IMPROVEMENT PLAN
 FIVE YEAR WORK PROGRAM
 \$50,000 OR GREATER CAPITAL PROJECTS
 EXCLUDES FLEET EQUIPMENT-ON ROAD, OFF ROAD, SPECIAL PURPOSE OFF ROAD
 CAPITAL IMPROVEMENT SUMMARY-COOPERATIVE EXTENSION
 DATE: CIP FY16/17-20/21 ADOPTED 9/26/16 UPDATED 3/27/17

APPROVED PROJECTS

Dept.	Project Name	Project Description	Funding Sources	TENTATIVE WORK PROGRAM FY2016/2017 - FY2020/2021										TOTAL 16/17 - 20/21 CAPITAL \$	TOTAL ALL PROJECT YEARS	
				total estimated actual cost to date	FY 16/17		FY 17/18		FY 18/19		FY 19/20		FY 20/21			
					Capital \$	Financial Operating Impact \$	Capital \$	Financial Operating Impact	Capital \$	Financial Operating Impact	Capital \$	Financial Operating Impact	Capital \$			Financial Operating Impact
Cooperative Extension	County Extension Facility - Miner Road Office and Training Center proj# YEXT	County Extension Facility- Minor Road Office and Training Center.	General Approp (001)	\$ 66	\$ 390,214		\$ 13,755		\$ 14,443		\$ 15,165		\$ 15,924	\$ 390,214	\$ 390,280	
														\$ -	\$ -	
															\$ -	\$ -
															\$ -	\$ -
			Project Total	\$ 66	\$ 390,214	\$ -	\$ 13,755	\$ -	\$ 14,443	\$ -	\$ 15,165	\$ -	\$ 15,924	\$ 390,214	\$ 390,280	
			Project Total	\$ -	\$ -	\$ -	\$ -	\$ -	\$ -	\$ -	\$ -	\$ -	\$ -	\$ -		
TOTAL COOPERATIVE EXTENSION CAPITAL IMPROVEMENT PLAN PROJECTS				\$ 66	\$ 390,214	\$ -	\$ 13,755	\$ -	\$ 14,443	\$ -	\$ 15,165	\$ -	\$ 15,924	\$ 390,214	\$ 390,280	

NASSAU COUNTY, FL
 CAPITAL IMPROVEMENT PLAN
 FIVE YEAR WORK PROGRAM
 \$50,000 OR GREATER CAPITAL PROJECTS
 EXCLUDES FLEET EQUIPMENT-ON ROAD, OFF ROAD, SPECIAL PURPOSE OFF ROAD
 CAPITAL IMPROVEMENT SUMMARY-FACILITIES MAINTENANCE DEPARTMENT
 DATE: CIP FY16/17-20/21 ADOPTED 9/26/16 , UPDATED 3/27/17

APPROVED PROJECTS

Dept.	Project Name	Project Description	Funding Sources	TENTATIVE WORK PROGRAM FY2016/2017 - FY2020/2021										TOTAL 16/17-20/21 CAPITAL \$	TOTAL ALL PROJECT YEARS	
				total estimated actual cost to date	FY 16/17		FY 17/18		FY 18/19		FY 19/20		FY 20/21			
					Capital \$	Financial Operating Impact \$	Capital \$	Financial Operating Impact	Capital \$	Financial Operating Impact	Capital \$	Financial Operating Impact	Capital \$			Financial Operating Impact
Facilities Maint	James S. Page Gov. Complex Roof proj# ROOF	Re-roof structure	General Approp (001)	\$ -	\$ 699,206										\$ 699,206	\$ 699,206
															\$ -	\$ -
																\$ -
		Project Total		\$ -	\$ 699,206	\$ -	\$ -	\$ -	\$ -	\$ -	\$ -	\$ -	\$ -	\$ -	\$ 699,206	\$ 699,206
	Generator Replacement proj GENER	Generator replacement at James S. Page Governmental Complex supporting south portion of building	General Approp (001)		\$ 66,700										\$ 66,700	\$ 66,700
															\$ -	\$ -
															\$ -	\$ -
	Project Total		\$ -	\$ 66,700	\$ -	\$ -	\$ -	\$ -	\$ -	\$ -	\$ -	\$ -	\$ -	\$ 66,700	\$ 66,700	
TOTAL FACILITIES MAINTENANCE CAPITAL IMPROVEMENT PLAN PROJ				\$ -	\$ 765,906	\$ -	\$ -	\$ -	\$ -	\$ -	\$ -	\$ -	\$ -	\$ -	\$ 765,906	\$ 765,906

NASSAU COUNTY, FL
 CAPITAL IMPROVEMENT PLAN
 FIVE YEAR WORK PROGRAM
 \$50,000 OR GREATER CAPITAL PROJECTS
 EXCLUDES FLEET EQUIPMENT-ON ROAD, OFF ROAD, SPECIAL PURPOSE OFF ROAD
 CAPITAL IMPROVEMENT SUMMARY-PARKS & RECREATION DEPARTMENT
 DATE: CIP FY16/17-20/21 ADOPTED 9/26/16, UPDATED 3/27/17

APPROVED PROJECTS

Dept.	Project Name	Project Description	Funding Sources	TENTATIVE WORK PROGRAM FY2016/2017- FY2020/2021											TOTAL 16-17-20/21 CAPITAL \$	TOTAL ALL PROJECT YEARS	
				total estimated actual cost to date	FY 16/17		FY 17/18		FY 18/19		FY 19/20		FY 20/21				
					Capital \$	Financial Operating Impact	Capital \$	Financial Operating Impact	Capital \$	Financial Operating Impact	Capital \$	Financial Operating Impact	Capital \$	Financial Operating Impact			
Parks & Recreation	American Beach Historic Park proj# ABHP	Park development-dune walkover, platform viewing area, parking improvements, sidewalk	Regional Pk Impact Fees	\$ 91,304	\$ 6,791	\$ 1,785		\$ 1,874		\$ 1,968		\$ 2,066		\$ 2,170	\$ 6,791	\$ 98,095	
															\$ -	\$ -	
																\$ -	\$ -
			Project Total	\$ 91,304	\$ 6,791	\$ 1,785	\$ -	\$ 1,874	\$ -	\$ 1,968	\$ -	\$ 2,066	\$ -	\$ 2,170	\$ 6,791	\$ 98,095	
	Peters Point & Burney Park Plumbing Upgrades proj# PPBPP	Peters Point and Burney Park Beach Front Parks - Plumbing Upgrades	One Cent Sales Surtax	\$ 85	\$ 219,915										\$ 219,915	\$ 220,000	
															\$ -	\$ -	
																\$ -	\$ -
			Project Total	\$ 85	\$ 219,915	\$ -	\$ -	\$ -	\$ -	\$ -	\$ -	\$ -	\$ -	\$ -	\$ -	\$ 219,915	\$ 220,000
	Peters Point Park Pavilions repairs, Turtle Safe lighting and Parking Lot proj# PPPK	Repairs to 8 Pavilions install Turtle Safe Lighting and Parking Lot improvements	One Cent Sales Surtax	\$ -	\$ 191,570	\$ 250		\$ 263		\$ 276		\$ 289		\$ 304	\$ 191,570	\$ 191,570	
			General Approp (001)		\$ 51,190										\$ 51,190	\$ 51,190	
															\$ -	\$ -	
Project Total			\$ -	\$ 242,760	\$ 250	\$ -	\$ 263	\$ -	\$ 276	\$ -	\$ 289	\$ -	\$ 304	\$ 242,760	\$ 242,760		
Yulee Sports Complex Tennis Courts Upgrade proj# YTCT	Renovations and Upgrades to the Tennis Courts.	General Approp (001)	\$ -	\$ 90,120			\$ -		\$ -		\$ -		\$ -	\$ 90,120	\$ 90,120		
														\$ -	\$ -		
															\$ -	\$ -	
		Project Total	\$ -	\$ 90,120	\$ -	\$ -	\$ -	\$ -	\$ -	\$ -	\$ -	\$ -	\$ -	\$ 90,120	\$ 90,120		
TOTAL PARK & RECREATION CAPITAL IMPROVEMENT PLAN PROJECTS				\$ 91,389	\$ 559,586	\$ 2,035	\$ -	\$ 2,137	\$ -	\$ 2,244	\$ -	\$ 2,356	\$ -	\$ 2,474	\$ 659,586	\$ 650,975	

NASSAU COUNTY, FL
 CAPITAL IMPROVEMENT PLAN
 FIVE YEAR WORK PROGRAM
 \$50,000 OR GREATER CAPITAL PROJECTS
 EXCLUDES FLEET EQUIPMENT-ON ROAD, OFF ROAD, SPECIAL PURPOSE OFF ROAD
 CAPITAL IMPROVEMENT SUMMARY-FACILITIES-JUDICIAL
 DATE: CIP FY16/17-20/21 ADOPTED 9/28/16, UPDATED 3/27/17

APPROVED PROJECTS

Dept.	Project Name	Project Description	Funding Sources	TENTATIVE WORK PROGRAM FY2016/2017 - FY2020/2021											TOTAL 16/17-20/21 CAPITAL \$	TOTAL ALL PROJECT YEARS	
				FY 16/17		FY 17/18		FY 18/19		FY 19/20		FY 20/21					
				estimated actual costs to date	Capital \$	Financial Operating Impact \$	Capital \$	Financial Operating Impact	Capital \$	Financial Operating Impact	Capital \$	Financial Operating Impact	Capital \$	Financial Operating Impact			
Facilities-Judicial	Justice Center-Chiller proj# CHILL	Replace Chiller at Justice Center	General Approp (001)	\$ -	\$ 318,060										\$ 318,060	\$ 318,060	
															\$ -	\$ -	
																\$ -	\$ -
																\$ -	\$ -
		Project Total		\$ -	\$ 318,060	\$ -	\$ -	\$ -	\$ -	\$ -	\$ -	\$ -	\$ -	\$ -	\$ -	\$ -	
	Historic Courthouse - Window Replacement proj# HCHW	Historic Courthouse - Remove and replace 49 Windows.	Court Facility Fees (118)	\$ -	\$ 186,000										\$ 186,000	\$ 186,000	
															\$ -	\$ -	
																\$ -	\$ -
																\$ -	\$ -
		Project Total		\$ -	\$ 186,000	\$ -	\$ -	\$ -	\$ -	\$ -	\$ -	\$ -	\$ -	\$ -	\$ 186,000	\$ 186,000	
Justice Center - Upgrade Justice Center Facility Management and Security System proj# FMSU	Upgrade Justice Center Facility Management and Security System.	General Approp (001)	\$ -	\$ 152,375										\$ 152,375	\$ 152,375		
														\$ -	\$ -		
															\$ -	\$ -	
															\$ -	\$ -	
	Project Total		\$ -	\$ 152,375	\$ -	\$ -	\$ -	\$ -	\$ -	\$ -	\$ -	\$ -	\$ -	\$ 152,375	\$ 152,375		
TOTAL FACILITIES-JUDICIAL CAPITAL IMPROVEMENT PLAN PROJECTS				\$ -	\$ 656,435	\$ -	\$ -	\$ -	\$ -	\$ -	\$ -	\$ -	\$ -	\$ -	\$ 656,435	\$ 656,435	

NASSAU COUNTY, FL
 CAPITAL IMPROVEMENT PLAN
 FIVE YEAR WORK PROGRAM
 \$50,000 OR GREATER CAPITAL PROJECTS
 EXCLUDES FLEET EQUIPMENT-ON ROAD, OFF ROAD, SPECIAL PURPOSE OFF ROAD
 CAPITAL IMPROVEMENT SUMMARY-SHERIFF'S OFFICE
 DATE: CIP FY16/17-20/21 ADOPTED 9-26-16, UPDATED 3/27/17

APPROVED PROJECTS

Dept.	Project Name	Project Description	Funding Sources	TENTATIVE WORK PROGRAM FY2016/2017 - FY2020/2021										TOTAL ALL PROJECT YEARS			
				FY 16/17			FY 17/18		FY 18/19		FY 19/20		FY 20/21		TOTAL 16/17 20/21 CAPITAL \$		
				total actual cost to date	Capital \$	Financial Operating Impact	Capital \$	Financial Operating Impact	Capital \$	Financial Operating Impact	Capital \$	Financial Operating Impact	Capital \$			Financial Operating Impact	
Sheriff's Office	New Sheriff Administration Building proj# SHADM	New Sheriff Administration Building	One Cent Sales Surtax	\$ 8,440,480	\$ 339,239										\$ 339,239	\$ 8,779,719	
			Municipal Service Fund	\$ -	\$ 942,067											\$ 942,067	\$ 942,067
			Fund 365 Reserve	\$ -	\$ 278,214											\$ 278,214	\$ 278,214
				\$ -	\$ -											\$ -	\$ -
		Project Total		\$ 8,440,480	\$ 1,559,520	\$ -	\$ -	\$ -	\$ -	\$ -	\$ -	\$ -	\$ -	\$ -	\$ 1,559,520	\$ 10,000,000	
	Detention Center Housing Security Fencing proj# FENCE	Fencing - Housing Second Tier open Area Security Fencing	General Approp (001)		\$ 345,000										\$ 345,000	\$ 345,000	
															\$ -	\$ -	
																\$ -	\$ -
																\$ -	\$ -
				\$ -	\$ 345,000	\$ -	\$ -	\$ -	\$ -	\$ -	\$ -	\$ -	\$ -	\$ -	\$ 345,000	\$ 345,000	
Public Safety Training Center proj# PSTC	Training center for Law Enforcement and Fire/Rescue personnel	Housing Federal Detainees		\$ 500,000		\$ 512,425								\$ 1,012,425	\$ 1,012,425		
														\$ -	\$ -		
															\$ -	\$ -	
															\$ -	\$ -	
			\$ -	\$ 500,000	\$ -	\$ 512,425	\$ -	\$ -	\$ -	\$ -	\$ -	\$ -	\$ -	\$ 1,012,425	\$ 1,012,425		
Sheriffs Office & Judicial	Detention Center & Justice Center - Shared Lightning Protection System proj# LPS	Improve the Detention Center and Justice Center - Shared Lightning Protection System	General Approp (001)		\$ 113,850									\$ 113,850	\$ 113,850		
														\$ -	\$ -		
															\$ -	\$ -	
															\$ -	\$ -	
			\$ -	\$ 113,850	\$ -	\$ -	\$ -	\$ -	\$ -	\$ -	\$ -	\$ -	\$ -	\$ 113,850	\$ 113,850		
TOTAL SHERIFF'S OFFICE CAPITAL IMPROVEMENT PLAN PROJECTS				\$ 8,440,480	\$ 2,518,370	\$ -	\$ 512,425	\$ -	\$ -	\$ -	\$ -	\$ -	\$ -	\$ 3,030,795	\$ 11,471,275		

NASSAU COUNTY, FL
 CAPITAL IMPROVEMENT PLAN
 FIVE YEAR WORK PROGRAM
 \$50,000 OR GREATER CAPITAL PROJECTS
 EXCLUDES FLEET EQUIPMENT-ON ROAD, OFF ROAD, SPECIAL PURPOSE OFF ROAD
 CAPITAL IMPROVEMENT SUMMARY-FIRE RESCUE DEPARTMENT
 DATE: CIP FY16/17-20/21 ADOPTED 9/26/16 , UPDATED 3/27/17

APPROVED PROJECTS

Dept.	Project Name	Project Description	Funding Sources	TENTATIVE WORK PROGRAM FY2016/2017 - FY2020/2021										TOTAL 16/17 - 20/21 CAPITAL \$	TOTAL ALL PROJECT YEARS		
				total estimated actual cost to date	FY 16/17		FY 17/18		FY 18/19		FY 19/20		FY 20/21				
					Capital \$	Financial Operating Impact \$	Capital \$	Financial Operating Impact \$	Capital \$	Financial Operating Impact \$	Capital \$	Financial Operating Impact \$	Capital \$			Financial Operating Impact \$	
Fire Rescue	Heron Isles Fire Station proj# ST71	Construct new fire station on previously allocated property to meet current and future service demands	General Approp (001)	\$ -	\$ 643,000			\$ 577,500		\$ 606,375		\$ 636,694		\$ 668,528	\$ 643,000	\$ 643,000	
			General Approp (104)	\$ -	\$ 643,000										\$ 643,000	\$ 643,000	
			Developer agreement	\$ -	\$ 450,000											\$ 450,000	\$ 450,000
																\$ -	\$ -
																\$ -	\$ -
		Project Total		\$ 1,736,000	\$ -	\$ -	\$ 577,500	\$ -	\$ 606,375	\$ -	\$ 636,694	\$ -	\$ 668,528	\$ 1,736,000	\$ 1,736,000		
	Stretcher Upgrade/ Replacement proj# STRCR	Replace six (6) stretchers that are nearing end of service lifespan	General Approp (001)	\$ -	\$ 235,400										\$ 235,400	\$ 235,400	
															\$ -	\$ -	
																\$ -	\$ -
																\$ -	\$ -
		Project Total		\$ 235,400	\$ -	\$ -	\$ -	\$ -	\$ -	\$ -	\$ -	\$ -	\$ -	\$ 235,400	\$ 235,400		
	Fire Station Improvements & Maintenance FY16/17 ST20	Various fire station improvements	General Approp (001)	\$ 89,537	\$ 80,463										\$ 80,463	\$ 130,000	
			General Approp (104)	\$ 31,380	\$ 67,061										\$ 67,061	\$ 98,441	
			Impact Fees (FR)	\$ 42,802												\$ 42,802	\$ 42,802
																\$ -	\$ -
	Project Total		\$ 143,719	\$ 127,524	\$ -	\$ -	\$ -	\$ -	\$ -	\$ -	\$ -	\$ -	\$ 127,524	\$ 271,243			
Fire Rescue Headquarters - Re-roof the building. proj #ROOF	Re-roof the building.	General Approp (001)	\$ -	\$ 183,877										\$ 183,877	\$ 183,877		
														\$ -	\$ -		
															\$ -	\$ -	
															\$ -	\$ -	
	Project Total		\$ -	\$ 183,877	\$ -	\$ -	\$ -	\$ -	\$ -	\$ -	\$ -	\$ -	\$ -	\$ 183,877	\$ 183,877		
TOTAL FIRE RESCUE CAPITAL IMPROVEMENT PLAN PROJECTS				\$ 143,719	\$ 2,282,801	\$ -	\$ -	\$ 577,500	\$ -	\$ 606,375	\$ -	\$ 636,694	\$ -	\$ 668,528	\$ 2,282,801	\$ 2,426,520	

NASSAU COUNTY, FL
 CAPITAL IMPROVEMENT PLAN
 FIVE YEAR WORK PROGRAM
 \$50,000 OR GREATER CAPITAL PROJECTS
 EXCLUDES FLEET EQUIPMENT-ON ROAD, OFF ROAD, SPECIAL PURPOSE OFF ROAD
 CAPITAL IMPROVEMENT SUMMARY-PUBLIC SAFETY COMMUNICATIONS
 DATE: CIP FY16/17-20/21 ADOPTED 9/26/16, UPDATED 3/27/17

APPROVED PROJECTS

Dept.	Project Name	Project Description	Funding Sources	TENTATIVE WORK PROGRAM FY2016/2017 - FY2020/2021										TOTAL ALL PROJECT YEARS		
				total estimated actual cost to date	FY 16/17		FY 17/18		FY 18/19		FY 19/20		FY 20/21		TOTAL 16/17-20/21 CAPITAL \$	
					Capital \$	Financial Operating Impact	Capital \$	Financial Operating Impact	Capital \$	Financial Operating Impact	Capital \$	Financial Operating Impact	Capital \$			Financial Operating Impact
Public Safety Communications	Microwave link replacement proj# MCOM2	Replace aging microwave system which links the westside radio system to the main site.	One Cent Sales Surtax	\$ -	\$ 364,300										\$ 364,300	\$ 364,300
															\$ -	\$ -
																\$ -
			Project Total	\$ -	\$ 364,300	\$ -	\$ -	\$ -	\$ -	\$ -	\$ -	\$ -	\$ -	\$ -	\$ 364,300	\$ 364,300
	UPS refresh proj# CSUPS	replacement aging UPS systems at tower sites	General Approp (001)	\$ -	\$ 157,000										\$ 157,000	\$ 157,000
															\$ -	\$ -
															\$ -	\$ -
		Project Total	\$ -	\$ 157,000	\$ -	\$ -	\$ -	\$ -	\$ -	\$ -	\$ -	\$ -	\$ -	\$ 157,000	\$ 157,000	
TOTAL PUBLIC SAFETY COMMUNICATIONS CAPITAL IMPROVEMENT PLAN				\$ -	\$ 521,300	\$ -	\$ -	\$ -	\$ -	\$ -	\$ -	\$ -	\$ -	\$ 521,300	\$ 521,300	

NASSAU COUNTY, FL
 CAPITAL IMPROVEMENT PLAN
 FIVE YEAR WORK PROGRAM
 \$50,000 OR GREATER CAPITAL PROJECTS
 EXCLUDES FLEET UNITS-ON ROAD, OFF ROAD, SPECIAL PURPOSE OFF ROAD
 CAPITAL IMPROVEMENT SUMMARY - SUPERVISOR OF ELECTIONS
 DATE: CIP FY16/17-20/21 ADOPTED 9/28/16, UPDATED 3/27/17

APPROVED PROJECTS

Supervisor of Elections	Project Name	Project Description	Funding Sources	Tentative Work Program FY2016/2017-FY2020/2021											TOTAL ALL PROJECT YEARS		
				total estimated actual cost to date	FY 16/17		FY 17/18		FY 18/19		FY 19/20		FY 20/21			TOTAL 16/17-20/21 CAPITAL \$	
					Capital \$	Financial Operating Impact	Capital \$	Financial Operating Impact	Capital \$	Financial Operating Impact	Capital \$	Financial Operating Impact	Capital \$	Financial Operating Impact			
	ADA optical scan equipment project #ADAOS	Utilize ADA equipment by 2016 as required by law	General Approp (109)	\$ -	\$ 100,000											\$ 100,000	\$ 100,000
			Project Total	\$ -	\$ 100,000	\$ -	\$ -	\$ -	\$ -	\$ -	\$ -	\$ -	\$ -	\$ -	\$ -	\$ 100,000	\$ 100,000
TOTAL SUPERVISOR OF ELECTIONS CAPITAL IMPROVEMENT PLAN PROJECTS				\$ -	\$ 100,000	\$ -	\$ -	\$ -	\$ -	\$ -	\$ -	\$ -	\$ -	\$ -	\$ -	\$ 100,000	\$ 100,000

NASSAU COUNTY, FL
 CAPITAL IMPROVEMENT PLAN
 FIVE YEAR WORK PROGRAM
 \$50,000 OR GREATER CAPITAL PROJECTS
 EXCLUDES FLEET REPLACEMENT UNITS
 CAPITAL IMPROVEMENT SUMMARY-NASSAU AMELIA UTILITIES
 CIP FY16/17-20/21 ADOPTED 9/26/16, UPDATED 3/27/17

APPROVED PROJECTS

Department	total estimated actual cost to date	TENTATIVE WORK PROGRAM FY 2016/2017-FY2020/2021										TOTAL FY16/17-FY20/21 CAPITAL \$	TOTAL ALL PROJECT YEARS
		FY 16/17		FY 17/18		FY 18/19		FY 19/20		FY 20/21			
		Capital \$	Financial Operating Impact \$	Capital \$	Financial Operating Impact \$	Capital \$	Financial Operating Impact \$	Capital \$	Financial Operating Impact \$	Capital \$	Financial Operating Impact \$		
NAU-WASTEWATER SYSTEM	\$ 918,001	\$ 3,538,099	\$ -	\$ 950,000	\$ -	\$ 1,650,000	\$ -	\$ 1,480,000	\$ -	\$ 2,370,000	\$ -	\$ 9,988,099	\$ 10,906,100
NAU-WATER SYSTEM	\$ 30,399	\$ 1,625,961	\$ -	\$ 151,000	\$ -	\$ 408,000	\$ -	\$ 946,000	\$ -	\$ 598,000	\$ -	\$ 3,728,961	\$ 3,759,360
NAU-OTHER	\$ 37,550	\$ 33,310	\$ -	\$ -	\$ -	\$ -	\$ -	\$ -	\$ -	\$ -	\$ -	\$ 33,310	\$ 70,860
TOTAL NAU CAPITAL IMPROVEMENT PLAN PROJECTS	\$ 985,950	\$ 5,197,370	\$ -	\$ 1,101,000	\$ -	\$ 2,058,000	\$ -	\$ 2,426,000	\$ -	\$ 2,968,000	\$ -	\$ 13,750,370	\$ 14,736,320

NASSAU COUNTY, FL
CAPITAL IMPROVEMENT PLAN
FIVE YEAR WORK PROGRAM
\$50,000 OR GREATER CAPITAL PROJECTS
EXCLUDES FLEET EQUIPMENT-ON ROAD, OFF ROAD, SPECIAL PURPOSE OFF ROAD
CAPITAL IMPROVEMENT SUMMARY-NASSAU AMELIA UTILITIES - WASTEWATER SYSTEM
DATE: CIP FY16/17-20/21 ADOPTED 9/26/16, UPDATED 3/27/17

APPROVED PROJECTS

Dept.	Project Name	Project Description	Funding Sources	TENTATIVE WORK PROGRAM FY 2016/2017-FY2020/2021											TOTAL ALL PROJECT YEARS		
				total estimated actual cost to date	FY 18/17		FY 17/18		FY 18/19		FY 19/20		FY 20/21			TOTAL 16/17-20/21 CAPITAL \$	
					Capital \$	Financial Operating Impact	Capital \$	Financial Operating Impact	Capital \$	Financial Operating Impact	Capital \$	Financial Operating Impact	Capital \$	Financial Operating Impact			
NAU - WASTEWATER SYSTEM	Lift Station Rehab Program proj # WW2 wastewater system	Lift Station Rehab/Repair Program	Revenues	\$ -	\$ 100,000	\$ -	\$ 100,000	\$ -	\$ 100,000	\$ -	\$ 100,000	\$ -	\$ 100,000	\$ -	\$ 100,000	\$ 500,000	\$ 500,000
			Project Total	\$ -	\$ 100,000	\$ -	\$ 100,000	\$ -	\$ 100,000	\$ -	\$ 100,000	\$ -	\$ 100,000	\$ -	\$ 100,000	\$ 500,000	\$ 500,000
			Revenues	\$ -	\$ 80,000	\$ -	\$ 80,000	\$ -	\$ 80,000	\$ -	\$ 80,000	\$ -	\$ 80,000	\$ -	\$ 80,000	\$ 400,000	\$ 400,000
	Inflow/Infiltration Program proj # WW4 wastewater system	Sewer Inflow/Infiltration Correction Program	Project Total	\$ -	\$ 80,000	\$ -	\$ 80,000	\$ -	\$ 80,000	\$ -	\$ 80,000	\$ -	\$ 80,000	\$ -	\$ 80,000	\$ 400,000	\$ 400,000
			Revenues	\$ 394,730	\$ 365,110	\$ -	\$ -	\$ -	\$ -	\$ -	\$ -	\$ -	\$ -	\$ -	\$ -	\$ 365,110	\$ 759,840
			Wastewater Impact	\$ -	\$ -	\$ -	\$ -	\$ -	\$ -	\$ -	\$ -	\$ -	\$ -	\$ -	\$ -	\$ -	\$ -
	Lift Station #03 Reconstruction proj# WWLS wastewater system	Reconstruct L/S#03 as submersible station and upgrade capacity	Project Total	\$ 394,730	\$ 365,110	\$ -	\$ -	\$ -	\$ -	\$ -	\$ -	\$ -	\$ -	\$ -	\$ -	\$ 365,110	\$ 759,840
			Revenues	\$ 456,348	\$ 364,492	\$ -	\$ -	\$ -	\$ -	\$ -	\$ -	\$ -	\$ -	\$ -	\$ -	\$ 364,492	\$ 820,840
			Project Total	\$ 456,348	\$ 364,492	\$ -	\$ -	\$ -	\$ -	\$ -	\$ -	\$ -	\$ -	\$ -	\$ -	\$ 364,492	\$ 820,840
	Lift Station #01 Reconstruction proj# WWLS wastewater system	Reconstruct L/S#01 as submersible station and upgrade capacity	Revenues	\$ 58,197	\$ 611,803	\$ -	\$ -	\$ -	\$ -	\$ -	\$ -	\$ -	\$ -	\$ -	\$ -	\$ 611,803	\$ 670,000
			Project Total	\$ 58,197	\$ 611,803	\$ -	\$ -	\$ -	\$ -	\$ -	\$ -	\$ -	\$ -	\$ -	\$ -	\$ 611,803	\$ 670,000
			Revenues	\$ 8,726	\$ 647,774	\$ -	\$ -	\$ -	\$ -	\$ -	\$ -	\$ -	\$ -	\$ -	\$ -	\$ 647,774	\$ 656,500
Headworks proj# WWHW wastewater system	Build new headworks to make WWTP a complete dual train system and rehab/replace the existing headworks	Project Total	\$ 8,726	\$ 647,774	\$ -	\$ -	\$ -	\$ -	\$ -	\$ -	\$ -	\$ -	\$ -	\$ -	\$ 647,774	\$ 656,500	
		Revenues	\$ -	\$ -	\$ -	\$ -	\$ -	\$ -	\$ -	\$ -	\$ -	\$ -	\$ -	\$ -	\$ -	\$ -	
		Project Total	\$ 8,726	\$ 647,774	\$ -	\$ -	\$ -	\$ -	\$ -	\$ -	\$ -	\$ -	\$ -	\$ -	\$ 647,774	\$ 656,500	
WWTP Piping proj# WWPIP wastewater system	Replaced all the air piping from the blower system to the aeration tank riser	Revenues	\$ -	\$ -	\$ -	\$ -	\$ -	\$ -	\$ -	\$ -	\$ -	\$ -	\$ -	\$ -	\$ -	\$ -	
		Project Total	\$ -	\$ -	\$ -	\$ -	\$ -	\$ -	\$ -	\$ -	\$ -	\$ -	\$ -	\$ -	\$ -	\$ -	
		Project Total	\$ 8,726	\$ 647,774	\$ -	\$ -	\$ -	\$ -	\$ -	\$ -	\$ -	\$ -	\$ -	\$ -	\$ 647,774	\$ 656,500	

NASSAU COUNTY, FL
 CAPITAL IMPROVEMENT PLAN
 FIVE YEAR WORK PROGRAM
 \$50,000 OR GREATER CAPITAL PROJECTS
 EXCLUDES FLEET EQUIPMENT-ON ROAD, OFF ROAD, SPECIAL PURPOSE OFF ROAD
 CAPITAL IMPROVEMENT SUMMARY-NASSAU AMELIA UTILITIES - WASTEWATER SYSTEM
 DATE: CIP FY16/17-20/21 ADOPTED 9/26/16, UPDATED 3/27/17

APPROVED PROJECTS

Dept.	Project Name	Project Description	Funding Sources	TENTATIVE WORK PROGRAM FY 2016/2017-FY2020/2021											TOTAL ALL PROJECT YEARS		
				total estimated actual cost to date	FY 16/17		FY 17/18		FY 18/19		FY 19/20		FY 20/21			TOTAL 16/17-20/21 CAPITAL \$	
					Capital \$	Financial Operating Impact	Capital \$	Financial Operating Impact	Capital \$	Financial Operating Impact	Capital \$	Financial Operating Impact	Capital \$	Financial Operating Impact			
conf'd NAU - WASTEWATER SYSTEM	Rehab Secondary Clarifiers	All metal materials on both Clarifiers are to be restored and recoated	Revenues	\$ -	\$ 963,920										\$ 963,920	\$ 963,920	
	proj# WWSC wastewater system																
			Project Total	\$ -	\$ 963,920	\$ -	\$ -	\$ -	\$ -	\$ -	\$ -	\$ -	\$ -	\$ -	\$ -	\$ 963,920	\$ 963,920
	Wastewater blower replacement	replace blower at wastewater treatment plant	Revenues	\$ -	\$ 70,000	\$ -	\$ -	\$ -	\$ -	\$ -	\$ -	\$ -	\$ -	\$ -	\$ 70,000	\$ 70,000	
	proj# WWBLO wastewater system																
			Project Total	\$ -	\$ 70,000	\$ -	\$ -	\$ -	\$ -	\$ -	\$ -	\$ -	\$ -	\$ -	\$ 70,000	\$ 70,000	
	Rehab Effluent Filters	Rehab and replace the filter media. Remove spalling concrete and rebar and restore rail system and concrete support, as	Revenues	\$ -		\$ -		\$ 435,000							\$ 435,000	\$ 435,000	
	proj# WWEF wastewater system																
			Project Total	\$ -	\$ -	\$ -	\$ -	\$ 435,000	\$ -	\$ -	\$ -	\$ -	\$ -	\$ -	\$ 435,000	\$ 435,000	
	Chlorine Contact Chamber	Rehab and recoat concrete and all metal materials	Revenues	\$ -		\$ -		\$ 220,000							\$ 220,000	\$ 220,000	
	proj# WWCCC wastewater system																
			Project Total	\$ -	\$ -	\$ -	\$ -	\$ 220,000	\$ -	\$ -	\$ -	\$ -	\$ -	\$ -	\$ 220,000	\$ 220,000	
	Return Activated Sludge & Waste Activated Sludge Systems	Rehab/Replace the return activated sludge and the waste activated sludge pumping systems	Revenues	\$ -		\$ 160,000		\$ 175,000							\$ 335,000	\$ 335,000	
	proj# RASS														\$ -	\$ -	
		Project Total	\$ -	\$ -	\$ 160,000	\$ -	\$ 175,000	\$ -	\$ 525,000	\$ -	\$ -	\$ -	\$ -	\$ 335,000	\$ 335,000		
WWTP Instrumentation	Execute an instrumentation study to minimize energy consumption and implement recommendations.	Revenues	\$ -						\$ 525,000					\$ 525,000	\$ 525,000		
proj# WWTPI wastewater system														\$ -	\$ -		
		Project Total	\$ -	\$ -	\$ -	\$ -	\$ -	\$ -	\$ 525,000	\$ -	\$ -	\$ -	\$ -	\$ 525,000	\$ 525,000		

NASSAU COUNTY, FL
CAPITAL IMPROVEMENT PLAN
FIVE YEAR WORK PROGRAM
\$50,000 OR GREATER CAPITAL PROJECTS
 EXCLUDES FLEET EQUIPMENT-ON ROAD, OFF ROAD, SPECIAL PURPOSE OFF ROAD
CAPITAL IMPROVEMENT SUMMARY-NASSAU AMELIA UTILITIES - WASTEWATER SYSTEM
 DATE: CIP FY16/17-20/21 ADOPTED 9/26/16, UPDATED 3/27/17

APPROVED PROJECTS

Dept.	Project Name	Project Description	Funding Sources	TENTATIVE WORK PROGRAM FY 2016/2017-FY2020/2021										TOTAL 16/17-20/21 CAPITAL \$	TOTAL ALL PROJECT YEARS	
				total estimated actual cost to date	FY 16/17		FY 17/18		FY 18/19		FY 19/20		FY 20/21			
					Capital \$	Financial Operating Impact	Capital \$	Financial Operating Impact	Capital \$	Financial Operating Impact	Capital \$	Financial Operating Impact	Capital \$			Financial Operating Impact
cont'd NAU - WASTEWATER SYSTEM	Convert LS to submersible stations	Convert lift stations into submersible lift stations	Revenues	\$ -	\$ 335,000	\$ -	\$ 360,000	\$ -	\$ 390,000	\$ -	\$ 425,000	\$ -	\$ 460,000	\$ -	\$ 1,970,000	\$ 1,970,000
	proj# LSSS wastewater system															
			Project Total	\$ -	\$ 335,000	\$ -	\$ 360,000	\$ -	\$ 390,000	\$ -	\$ 425,000	\$ -	\$ 460,000	\$ -	\$ 1,970,000	\$ 1,970,000
	Wastewater Collection and Conveyance System Improvements	Sewer line improvements and upgrades throughout the system	Revenues	\$ -	\$ -	\$ 250,000	\$ 250,000	\$ 250,000	\$ 250,000	\$ 250,000	\$ 250,000	\$ 250,000	\$ 250,000	\$ -	\$ 1,000,000	\$ 1,000,000
	proj# CCP&V															
			Project Total	\$ -	\$ -	\$ 250,000	\$ 250,000	\$ 250,000	\$ 250,000	\$ 250,000	\$ 250,000	\$ 250,000	\$ 250,000	\$ -	\$ 1,000,000	\$ 1,000,000
	Unlined Storage Pond	rehab the existing pond to prevent erosion and restore the pond bottom elevations	Revenues	\$ -	\$ -	\$ -	\$ -	\$ -	\$ -	\$ -	\$ -	\$ -	\$ -	\$ 1,240,000	\$ 1,240,000	\$ 1,240,000
	proj# ULSP wastewater system															
			Project Total	\$ -	\$ -	\$ -	\$ -	\$ -	\$ -	\$ -	\$ -	\$ -	\$ -	\$ 1,240,000	\$ 1,240,000	\$ 1,240,000
	Reclaimed Water Pump Station	Rehab the reclaimed water pump stations	Revenues	\$ -	\$ -	\$ -	\$ -	\$ -	\$ -	\$ -	\$ -	\$ -	\$ -	\$ 140,000	\$ 140,000	\$ 140,000
	proj# RWPS wastewater system															
			Project Total	\$ -	\$ -	\$ -	\$ -	\$ -	\$ -	\$ -	\$ -	\$ -	\$ -	\$ 140,000	\$ 140,000	\$ 140,000
Replace DI Reuse Piping	Replace DI reuse piping with PVC	Revenues	\$ -	\$ -	\$ -	\$ -	\$ -	\$ -	\$ -	\$ 100,000	\$ 100,000	\$ 100,000	\$ 100,000	\$ 200,000	\$ 200,000	
proj# RUIPIP wastewater system																
		Project Total	\$ -	\$ -	\$ -	\$ -	\$ -	\$ -	\$ -	\$ 100,000	\$ 100,000	\$ 100,000	\$ 100,000	\$ 200,000	\$ 200,000	
TOTAL NAU WASTEWATER SYSTEM CAPITAL IMPROVEMENT PLAN PROJECTS				\$ 918,001	\$ 3,538,099	\$ -	\$ 950,000	\$ -	\$ 1,650,000	\$ -	\$ 1,480,000	\$ -	\$ 2,370,000	\$ -	\$ 9,988,099	\$ 10,906,100

NASSAU COUNTY, FL
 CAPITAL IMPROVEMENT PLAN
 FIVE YEAR WORK PROGRAM
 \$60,000 OR GREATER CAPITAL PROJECTS - NAU 2
 EXCLUDES FLEET EQUIPMENT-ON ROAD, OFF ROAD, SPECIAL PURPOSE OFF ROAD
 CAPITAL IMPROVEMENT SUMMARY-NASSAU AMELIA UTILITIES - WATER SYSTEM
 DATE: CIP FY16/17-20/21 ADOPTED 9-26-16 , UPDATED 3-27-17

APPROVED PROJECTS

Dept.	Account	Project Name	Project Description	Funding Sources	TENTATIVE WORK PROGRAM FY2016/2017 - FY2020/2021											TOTAL 16/17-20/21 CAPITAL \$	TOTAL ALL PROJECT YEARS	
					total estimated actual cost to date	FY 16/17		FY 17/18		FY 18/19		FY 19/20		FY 20/21				
						estimated Capital \$	Financial Operating Impact	Capital \$	Financial Operating Impact	Capital \$	Financial Operating Impact	Capital \$	Financial Operating Impact	Capital \$	Financial Operating Impact			
Nassau Amelia Utilities - Water	71500533-562002 BPS	Booster Pump Station Foundation proj # BPS water system	Booster Pump Station building foundation needs to be repaired	Revenues	\$ 16,303	\$ 254,307											\$ 254,307	\$ 270,610
				Project Total	\$ 16,303	\$ 254,307	\$ -	\$ -	\$ -	\$ -	\$ -	\$ -	\$ -	\$ -	\$ -	\$ -	\$ -	\$ -
	563552 WTNK	Water Tank Replacement proj #WTNK water system	Replace 2 concrete water tanks and 2 hydropneumatic tanks to extend the service life and protect the integrity of the water distribution system.	Revenues	\$ 14,098	\$ 1,126,704											\$ 1,126,704	\$ 1,140,800
				Project Total	\$ 14,098	\$ 1,126,704	\$ -	\$ -	\$ -	\$ -	\$ -	\$ -	\$ -	\$ -	\$ -	\$ -	\$ -	\$ 1,126,704
	proj # WHSPM	Replace High Service Pump 2 at Water Treatment Plant proj #WHSPM	Replace HSP 2 motor and pump at WTP	Revenues	\$ -	\$ 104,980											\$ 104,980	\$ 104,980
				Project Total	\$ -	\$ 104,980	\$ -	\$ -	\$ -	\$ -	\$ -	\$ -	\$ -	\$ -	\$ -	\$ -	\$ -	\$ 104,980
	proj# BFPM	Rehab/Replace Fire Pumps and Motors proj #BFPM water system	Rehab/Replace the Fire pumps and motors at the BPS	Revenues	\$ -	\$ 139,970	\$ 151,000			\$ 163,000							\$ 453,970	\$ 453,970
				Project Total	\$ -	\$ 139,970	\$ 151,000	\$ -	\$ 163,000	\$ -	\$ -	\$ -	\$ -	\$ -	\$ -	\$ -	\$ -	\$ 453,970
	71500533-564002 GENER	Replace HSP Emergency Generator at WTS water system	Replace and upgrade the HSP generator at water treatment plant	Revenues	\$ -					\$ 136,000							\$ 136,000	\$ 136,000
				Project Total	\$ -	\$ -	\$ -	\$ -	\$ 136,000	\$ -	\$ -	\$ -	\$ -	\$ -	\$ -	\$ -	\$ -	\$ 136,000
71500533-563552 proj#BHLPM	Rehab/Replace High Service and Low Service Pumps and Motors at BPS water system	Rehab/Replace the HSP and LSP pumps and motors at the booster pump station	Revenues	\$ -					\$ 109,000	\$ 118,000	\$ 127,000				\$ 354,000	\$ 354,000		
			Project Total	\$ -	\$ -	\$ -	\$ -	\$ 109,000	\$ 118,000	\$ 127,000	\$ -	\$ -	\$ -	\$ -	\$ -	\$ 354,000	\$ 354,000	

NASSAU COUNTY, FL
 CAPITAL IMPROVEMENT PLAN
 FIVE YEAR WORK PROGRAM
 \$50,000 OR GREATER CAPITAL PROJECTS - NAU 2
 EXCLUDES FLEET EQUIPMENT-ON ROAD, OFF ROAD, SPECIAL PURPOSE OFF ROAD
 CAPITAL IMPROVEMENT SUMMARY-NASSAU AMELIA UTILITIES - WATER SYSTEM
 DATE: CIP FY16/17-20/21 ADOPTED 9-26-16, UPDATED 3-27-17

APPROVED PROJECTS

Dept.	Account	Project Name	Project Description	Funding Sources	TENTATIVE WORK PROGRAM FY2016/2017 - FY2020/2021											TOTAL ALL PROJECT YEARS			
					total estimated actual cost to date	FY 16/17		FY 17/18		FY 18/19		FY 19/20		FY 20/21			TOTAL 16/17-20/21 CAPITAL \$		
						estimated Capital \$	Financial Operating Impact	Capital \$	Financial Operating Impact	Capital \$	Financial Operating Impact	Capital \$	Financial Operating Impact	Capital \$	Financial Operating Impact				
Nassau Amelia Utilities - Water	71500533-564002 GENER	Replace Booster Pump Station Emergency Generator at BSP	Replace and Upgrade the generator at booster pump station												\$ 220,000		\$ 220,000	\$ 220,000	
		water system																	
		Project Total			\$ -	\$ -	\$ -	\$ -	\$ -	\$ -	\$ -	\$ -	\$ -	\$ -	\$ 220,000	\$ -	\$ -	\$ 220,000	\$ 220,000
	71500533-563552 proj# WHSPM	Rehab/Replace HSP Pumps and Motors at WTP	Rehab/Replace the #1, 3, & 4 pumps and motors at the water treatment plan											\$ 51,000		\$ 51,000	\$ 51,000	\$ 51,000	
		water system																	
		Project Total			\$ -	\$ -	\$ -	\$ -	\$ -	\$ -	\$ -	\$ -	\$ -	\$ 51,000	\$ -	\$ 51,000	\$ -	\$ 51,000	\$ 51,000
	71500533-563552 proj# ACPAP	Replace AC piping	Replace AC piping with PVC										\$ 388,000	\$ 420,000		\$ 808,000	\$ 808,000		
		water system																	
		Project Total			\$ -	\$ -	\$ -	\$ -	\$ -	\$ -	\$ -	\$ -	\$ 388,000	\$ 420,000	\$ -	\$ 808,000	\$ 808,000		
	71500533-563552 proj# BMCC	Rehab/Replace the BPS motor control center	Rehab/Replace the Booster Pump Station motor control center										\$ 220,000		\$ 220,000	\$ 220,000			
		water system																	
		Project Total			\$ -	\$ -	\$ -	\$ -	\$ -	\$ -	\$ -	\$ -	\$ 220,000	\$ -	\$ -	\$ 220,000	\$ 220,000		
TOTAL NAU WATER SYSTEM CAPITAL IMPROVEMENT PLAN PROJECTS					\$ 30,389	\$ 1,625,961	\$ -	\$ 161,000	\$ -	\$ 408,000	\$ -	\$ 946,000	\$ -	\$ 598,000	\$ -	\$ 3,728,961	\$ 3,759,360		

NASSAU COUNTY, FL
 CAPITAL IMPROVEMENT PLAN
 FIVE YEAR WORK PROGRAM
 \$50,000 OR GREATER CAPITAL PROJECTS
 EXCLUDES FLEET EQUIPMENT-ON ROAD, OFF ROAD, SPECIAL PURPOSE OFF ROAD
 CAPITAL IMPROVEMENT SUMMARY-NASSAU AMELIA UTILITIES - OTHER
 DATE: CIP FY16/17-20/21 ADOPTED 9/26/16, UPDATED 3/27/17

APPROVED PROJECTS

Dept.	Project Name	Project Description	Funding Sources	TENTATIVE WORK PROGRAM FY2016/2017 - FY2020/2021											TOTAL 15/16 - 19/20 CAPITAL \$	TOTAL ALL PROJECT YEARS	
				FY 16/17		FY 17/18		FY 18/19		FY 19/20		FY 20/21					
				total estimated actual cost to date	Capital \$	Financial Operating Impact \$	Capital \$	Financial Operating Impact	Capital \$	Financial Operating Impact	Capital \$	Financial Operating Impact	Capital \$	Financial Operating Impact			
NAU - Other	NAU Secure Structure -Ops Building	Secure Structure in the Operations Building	Revenues	\$ 37,550	\$ 33,310											\$ 33,310	\$ 70,860
			Project Total	\$ 37,550	\$ 33,310	\$ -	\$ -	\$ -	\$ -	\$ -	\$ -	\$ -	\$ -	\$ -	\$ -	\$ 33,310	\$ 70,860
TOTAL NASSAU AMELIA UTILITIES CAPITAL IMPROVEMENT PROJECTS				\$ 37,550	\$ 33,310	\$ -	\$ -	\$ -	\$ -	\$ -	\$ -	\$ -	\$ -	\$ -	\$ -	\$ 33,310	\$ 70,860